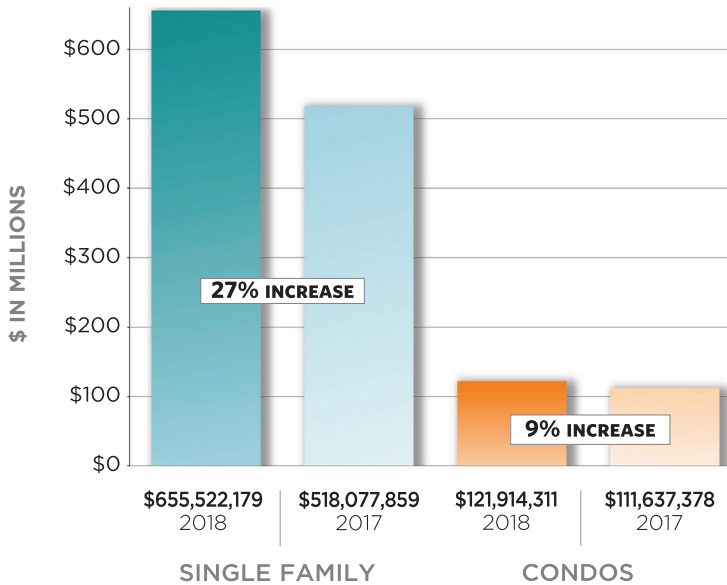


LAKE TAHOE

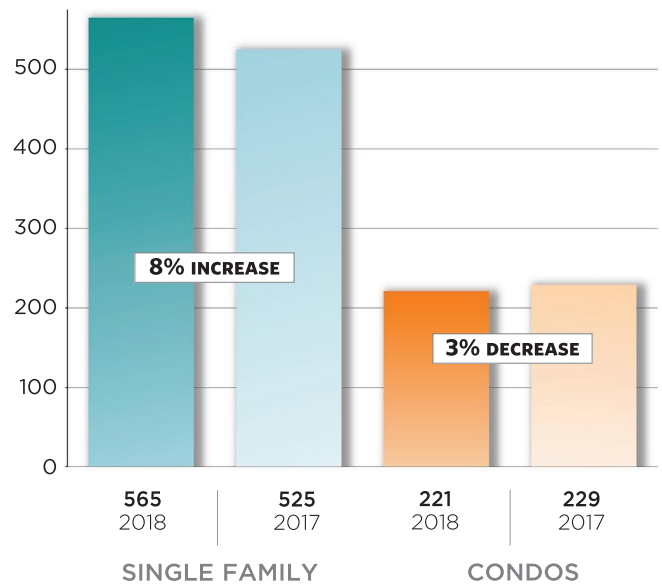
2018 Mid-Year Statistics January 1st - June 30th

2018 vs 2017

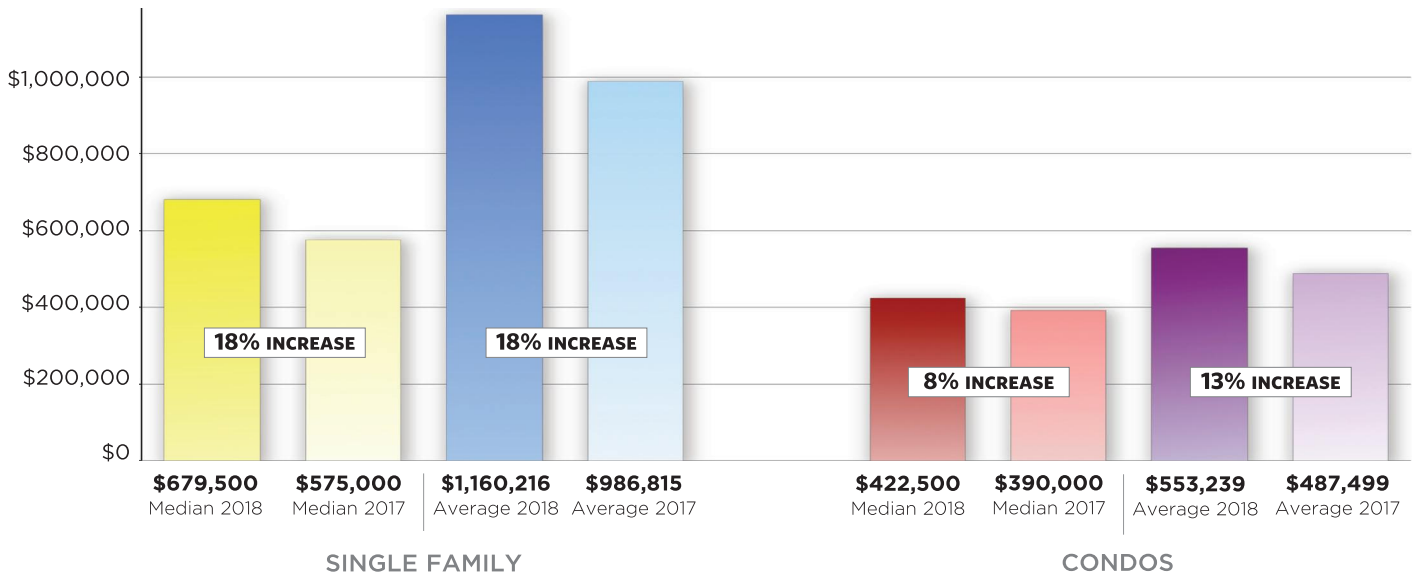
SALES VOLUME



UNITS SOLD



MEDIAN & AVERAGE PRICE



Information gathered from Incline Village, Tahoe Sierra, Sierra Nevada, NNRMLS and South Lake Tahoe Board of Realtors MLS 06/30/2018.

LAKE TAHOE

2018 Mid-Year Statistics January 1st - June 30th

2018 vs 2017

INCLINE VILLAGE	SINGLE FAMILY			%	CONDOS		
	2018	2017			2018	2017	
Volume	\$195,347,082	\$178,874,050	9%	Volume	\$47,536,786	\$42,161,850	13%
Units	108	84	29%	Units	84	88	-5%
Median Price	\$1,180,000	\$1,107,500	7%	Median Price	\$529,500	\$446,250	19%
Average Price	\$1,808,769	\$2,129,453	-15%	Average Price	\$565,914	\$479,112	18%
Units Under \$1 Mil	38	36	6%	Units Under \$500	35	52	-33%
Units Over \$1 Mil	70	48	46%	Units Over \$500	49	36	36%

EAST SHORE	SINGLE FAMILY			%	CONDOS		
	2018	2017			2018	2017	
Volume	\$100,847,550	\$60,578,000	66%	Volume	\$20,140,875	\$20,894,150	-4%
Units	63	43	47%	Units	45	51	-12%
Median Price	\$825,000	\$785,000	5%	Median Price	\$410,000	\$348,000	18%
Average Price	\$1,600,754	\$1,408,790	14%	Average Price	\$447,575	\$409,689	9%
Units Under \$1 Mil	39	24	63%	Units Under \$500	34	42	-19%
Units Over \$1 Mil	24	19	26%	Units Over \$500	11	9	22%

SOUTH SHORE	SINGLE FAMILY			%	CONDOS		
	2018	2017			2018	2017	
Volume	\$161,025,962	\$145,551,125	11%	Volume	\$24,229,400	\$21,038,003	15%
Units	271	275	-1%	Units	48	41	17%
Median Price	\$502,500	\$448,500	12%	Median Price	\$377,500	\$327,000	15%
Average Price	\$594,192	\$529,277	12%	Average Price	\$504,779	\$513,122	-2%
Units Under \$1 Mil	253	260	-3%	Units Under \$500	34	32	6%
Units Over \$1 Mil	18	15	20%	Units Over \$500	14	9	56%

TAHOE CITY	SINGLE FAMILY			%	CONDOS		
	2018	2017			2018	2017	
Volume	\$198,301,585	\$133,074,684	49%	Volume	\$30,007,250	\$27,543,375	9%
Units	123	123	0%	Units	44	49	-10%
Median Price	\$665,500	\$645,000	3%	Median Price	\$430,000	\$399,000	8%
Average Price	\$1,612,208	\$1,081,908	49%	Average Price	\$681,982	\$562,109	21%
Units Under \$1 Mil	87	98	-11%	Units Under \$500	28	30	-7%
Units Over \$1 Mil	36	25	44%	Units Over \$500	16	19	-16%

LAKE TOTALS	SINGLE FAMILY			%	CONDOS		
	2018	2017			2018	2017	
Volume	\$655,522,179	\$518,077,859	27%	Volume	\$121,914,311	\$111,637,378	9%
Units	565	525	8%	Units	221	229	-3%
Median Price	\$679,500	\$575,000	18%	Median Price	\$422,500	\$390,000	8%
Average Price	\$1,160,216	\$986,815	18%	Average Price	\$553,239	\$487,499	13%
Units Under \$1 Mil	417	418	0%	Units Under \$500	131	156	-16%
Units Over \$1 Mil	148	107	38%	Units Over \$500	90	73	23%

Information gathered from Incline Village, Tahoe Sierra, Sierra Nevada, NNRMLS and South Lake Tahoe Board of Realtors MLS 06/30/2018.