

# Lake Tahoe

2022 Year-End Statistics | January 1st - December 31st

## 2022 vs 2021

EAST SHORE	SINGLE FAMILY			CONDOS				
		2022	2021	%		2022	2021	%
	Volume	\$221,663,000	\$445,071,50	-50%	Volume	\$81,407,000	\$86,944,655	-6%
	Units	84	158	-47%	Units	85	100	-15%
	Median Price	\$1,552,500	\$1,471,500	10%	Median Price	\$680,000	\$694,500	-2%
	Average Price	\$2,638,845	\$2,816,908	-6%	Average Price	\$957,729	\$869,446	10%
	Units Under \$1M	13	40	-68%	Units Under \$500K	23	23	0%
Units Over \$1M	71	118	-40%	Units Over \$500K	62	77	-19%	

SOUTH SHORE	SINGLE FAMILY			CONDOS				
		2022	2021	%		2022	2021	%
	Volume	\$533,024,478	\$632,429,240	-16%	Volume	\$45,845,413	\$62,946,450	-27%
	Units	585	721	-19%	Units	77	112	-31%
	Median Price	\$710,000	\$700,000	1%	Median Price	\$490,000	\$425,000	15%
	Average Price	\$911,153	\$877,156	4%	Average Price	\$595,395	\$562,022	6%
	Units Under \$1M	439	555	-21%	Units Under \$500K	41	69	-41%
Units Over \$1M	146	166	-12%	Units Over \$500K	36	43	-16%	

INCLINE VILLAGE	SINGLE FAMILY			CONDOS				
		2022	2021	%		2022	2021	%
	Volume	\$416,482,888	\$787,897,003	-47%	Volume	\$143,269,950	\$224,829,087	-36%
	Units	142	236	-40%	Units	128	213	-40%
	Median Price	\$2,342,500	\$2,000,000	17%	Median Price	\$950,000	\$815,000	17%
	Average Price	\$2,932,978	\$3,338,547	-12%	Average Price	\$1,119,296	\$1,055,536	6%
	Units Under \$1M	14	29	-52%	Units Under \$500K	6	19	-68%
Units Over \$1M	128	207	-38%	Units Over \$500K	122	194	-37%	

NORTH & WEST SHORE	SINGLE FAMILY			CONDOS				
		2022	2021	%		2022	2021	%
	Volume	\$410,712,082	\$688,226,516	-40%	Volume	\$47,964,800	\$58,345,193	-18%
	Units	231	368	-37%	Units	55	72	-24%
	Median Price	\$1,125,000	\$1,100,000	2%	Median Price	\$705,000	\$645,000	9%
	Average Price	\$1,777,974	\$1,870,180	-5%	Average Price	\$872,087	\$810,349	8%
	Units Under \$1M	91	154	-41%	Units Under \$500K	18	17	6%
Units Over \$1M	140	214	-35%	Units Over \$500K	37	55	-33%	

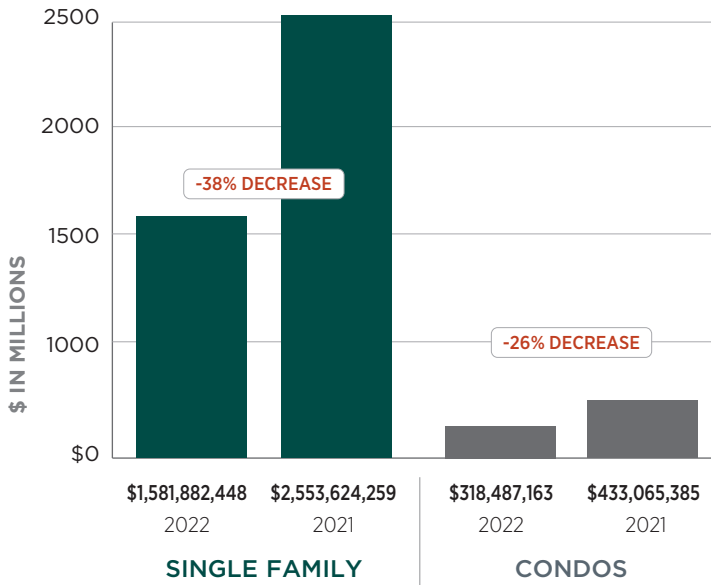
LAKE TOTALS	SINGLE FAMILY			CONDOS				
		2022	2021	%		2022	2021	%
	Volume	\$1,581,882,448	\$2,553,624,259	-38%	Volume	\$318,487,163	\$433,065,385	-26%
	Units	1,042	1,483	-30%	Units	345	497	-31%
	Median Price	\$935,000	\$955,000	-2%	Median Price	\$735,000	\$710,000	4%
	Average Price	\$8,260,950	\$8,902,791	-7%	Average Price	\$3,544,507	\$3,297,353	7%
	Units Under \$1M	557	778	-28%	Units Under \$500K	88	128	-31%
Units Over \$1M	485	705	-31%	Units Over \$500K	257	369	-30%	

# Lake Tahoe

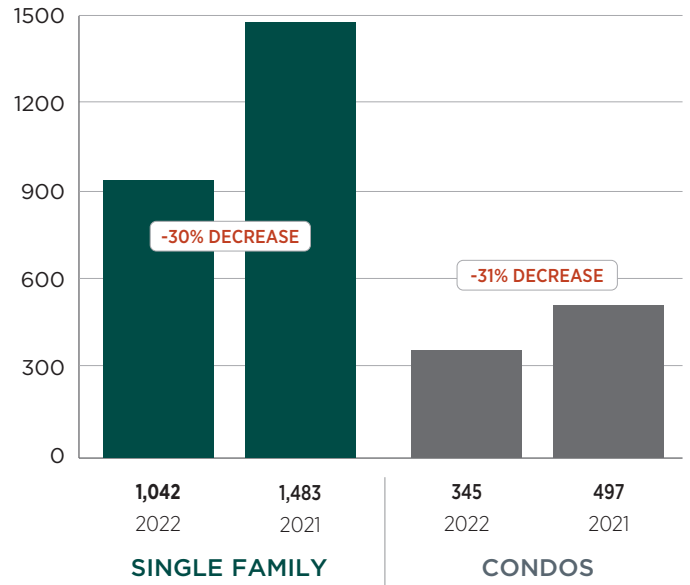
2022 Year-End Statistics | January 1st - December 31st

## 2022 vs 2021

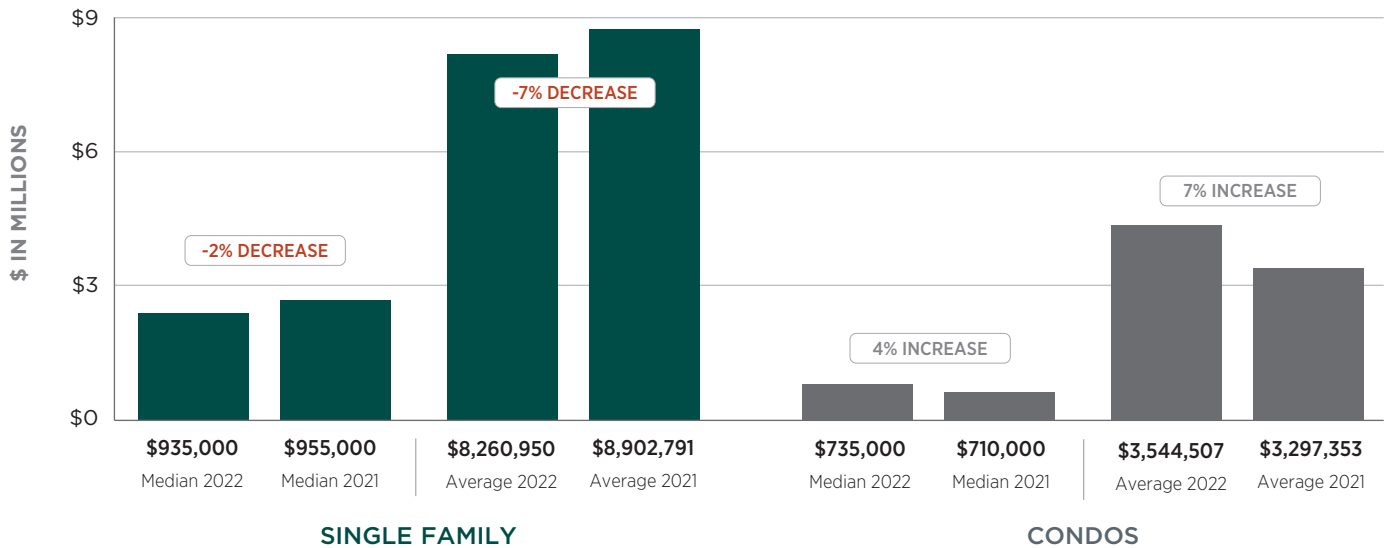
### SALES VOLUME



### UNITS SOLD



### MEDIAN & AVERAGE PRICE



Information gathered from Incline Village, Tahoe Sierra, Sierra Nevada, NNRMLS and South Lake Tahoe Board of Realtors MLS 01/03/2023.